


VIRGA™ X3™ Performance Specifications

EC PERFORMANCE SPECIFICATIONS

Model Complete Unit with Controls	HVACR APPLICATION		INDUSTRIAL APPLICATION		Length (ft.)	Width (ft.)	Height (ft.)	Dry Weight (lb.)	Operating Weight (lb.)
	Nominal Heat Rejection Capacity*		Nominal Heat Rejection Capacity*						
	MBH	Tons	MBH	Tons					
VRGA021.0-EC-4	660	44	1375	92	8.1	8.6	9.2	3300	3800
VRGA021.5-EC-4	975	65	2025	135	11.0	8.6	9.2	4600	5320
VRGA022.0-EC-4	1310	87	2725	182	13.9	8.6	9.2	5775	6750
VRGA022.5-EC-4	1600	107	3340	223	16.8	8.6	9.2	7075	8270
VRGA023.0-EC-4	1925	128	4075	272	19.7	8.6	9.2	8500	9975
VRGA023.5-EC-4	2260	151	4690	313	22.6	8.6	9.2	9800	11495
VRGA024.0-EC-4	2560	171	5365	358	25.5	8.6	9.2	10950	12850
VRGA024.5-EC-4	2860	191	6010	401	28.4	8.6	9.2	12250	14370
VRGA025.0-EC-4	3220	215	6675	445	31.3	8.6	9.2	13475	15900
VRGA025.5-EC-4	3545	236	7335	489	34.2	8.6	9.2	14775	17420
VRGA026.0-EC-4	3870	258	7995	533	37.1	8.6	9.2	16025	18925



AC PERFORMANCE SPECIFICATIONS

Model Complete Unit with Controls	HVACR APPLICATION		INDUSTRIAL APPLICATION		Length (ft.)	Width (ft.)	Height (ft.)	Dry Weight (lb.)	Operating Weight (lb.)
	Nominal Heat Rejection Capacity*		Nominal Heat Rejection Capacity*						
	MBH	Tons	MBH	Tons					
VRGA021	540	36	1120	75	7.0	8.7	8.9	2900	3320
VRGA022	1075	72	2110	141	11.8	8.7	8.9	4820	5630
VRGA023	1600	107	3200	213	16.6	8.7	8.9	6970	8170
VRGA024	2125	142	4365	291	21.4	8.7	8.9	8950	10590
VRGA025	2650	177	5475	365	26.3	8.7	8.9	10850	12860
VRGA026	3165	211	6550	437	31.2	8.7	8.9	12780	15150
VRGA027	3685	246	7630	509	36.0	8.7	8.9	14750	17510

***Capacity is based on the following conditions:**

1. Each ton = 15 MBH
2. Fluid is 40% Propylene Glycol
3. Ambient air conditions: Dry Bulb = 98°F/ Wet Bulb = 73°F
4. Sea level elevation
5. 75.5°F water spray on temperature
6. HVACR – 95°F entering fluid temperature (EFT)
85°F leaving fluid temperature (LFT)
7. Industrial – 120°F entering fluid temperature (EFT)
90°F leaving fluid temperature (LFT)
8. 20 ft. head maximum fluid head pressure

All heat rejection capacities and weights are estimates for reference only. All data provided is subject to change and should not be used for design of any support structure. Exact heat rejection capacities and weights are provided on an individual basis. Please contact NIMBUS™ Advanced Process Cooling for more information.

NIMBUS
ADVANCED PROCESS COOLING

LEARN MORE www.nimbus.cool 844.646.2873

Engineered & Manufactured in the U.S.A.

BE BLUE

Join our efforts to conserve and preserve resources

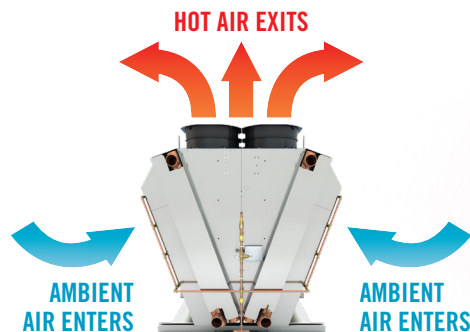
VIRGA™ X3™ Performance Specifications

REDUCE WATER & ENERGY USE


VIRGA™ X3™ hybrid adiabatic cooling systems are exceptionally efficient, yielding lower operating costs, and offering lower capital investment as compared to dry coolers because they require fewer units to cool any given volume of water. VIRGA™ control systems cycle individual fans as process water temperature dictates and ultimately activate the fine spray of water only when required.

During temperate conditions, water spray activation is not required and the unit operates as a dry cooler.

INDUSTRY-LEADING
2-YEAR WARRANTY*



Adiabatic mist cools ambient air as needed



KEY ADVANTAGES

- Adiabatic spray system boosts thermal performance vs an equal dry cooler
- Reduces water consumption up to 95% compared to traditional fluid coolers
- EC or AC fan motors (with or without VFD) minimize energy consumption
- Does not rely on a sump or basin — eliminating a primary breeding ground for Legionella bacteria and winter sump freezing
- Does not require chemical treatment programs — saving thousands of dollars annually compared to traditional fluid coolers
- Stainless steel frame and coil casing
- Corrosion-resistant copper tubing
- Marine-grade coating on coils and fins provides 26,000+ hours of salt spray resistivity and zero-growth antimicrobial resistivity
- Wide range of heat rejection from 5 tons to 450 tons per unit
- Custom-built UL/UL-C Industrial Control Panels offering direct 460V, 208V, 575V applications as standard
- Quick installation

*NIMBUS terms and conditions apply

LEARN MORE www.nimbus.cool 844.646.2873

 Engineered & Manufactured in the U.S.A.

©Copyright EMSCO, Inc. All rights reserved. 12.16.24

BE BLUE

Join our efforts to conserve and preserve resources